



FEATURES

- ✓ 200W with forced-air cooling.
- ✓ 150W convection-cooled.
- ✓ Compact size 2" x 4".
- ✓ No-load power consumption < 0.1W (< 0.15W^(+48V)).
- ✓ IEC62368-1, UL62368-1 Approved.
- ✓ Meets EMI CISPR / FCC class B.



Models & Ratings

Model Number	Wattage (Rated / Max)	Output Voltage	Min. Current	Rated Current	Max. Current	Typical Efficiency
MPE-S203	150 W / 200 W	+12 V	0 A	12.5 A	16.6 A	90%
MPE-S205	150 W / 200 W	+24 V	0 A	6.25 A	8.33 A	90%
MPE-S206	150 W / 200 W	+48 V	0 A	3.125 A	4.16 A	92%
Dimensions	101.6 (L) x 50.8 (W) x 37.6(H) mm, Tolerance +/- 0.4mm.					

Total Output Power: Max. 150W with convection cooled at 50°C environment temperature, Max. 200W with 10 CFM.

Model no. coding : M P E – S 2 0 0 – X

X(Connector Type):	[Blank]	JST Type Connector or equivalent.
		Dinkle P-820W Terminal blocks or equivalent.

Input

- Input Voltage** ● 85 ~ 264VAC
- Input Frequency** ● 47 ~ 63Hz
- Input Current** ● 2.5 / 1.5
- Inrush Current** ● 50A
- No-load power consumption** ● < 0.1W^(+12V, +24V)
● < 0.15W^(+48V)
- Input Protection** ● Fuse: 5A / 250VAC * 1pc

Output

- Output Voltage** ● +12V, +24V, +48V
- Minimum Load** ● 0A
- Hold up Time** ● 10 / 55 mS^(+12V, +24V), 11 / 55 mS^(+48V)
- Line Regulation** ● ±0.5
- Load Regulation** ● ±0.5
- Ripple & Noise** ● 120^(+12V), 120^(+24V), 240^(+48V)
- Overvoltage Protection** ● The build-in over voltage protection circuit will Latch-off the outputs to prevent damaging external circuits, the trigger point is around 110%~133% of output voltage.
- Short Circuit Protection** ● Fully protected against output short circuit. Automatic recovery.

General

- Isolation** ● IP to OP 3000 VAC
● IP to GND 1800VAC
- Switching Frequency** ● 65 KHZ

EMC: Immunity

ESD	● IEC 61000-4-2
Radiated	● IEC 61000-4-3
EFT	● IEC 61000-4-4
Surges	● IEC 61000-4-5
Conducted	● IEC 61000-4-6
Power Magnetic	● IEC 61000-4-8
Dips and Interruptions	● IEC 61000-4-11

Environmental

Operating Temperature	● -20 ~ +80°C
Storage Temperature	● -40 ~ +85°C
Relative Humidity	● 5 ~ 95%RH
Cooling	● 10 CFM
Operating Altitude	● 5000m

EMC: Emissions

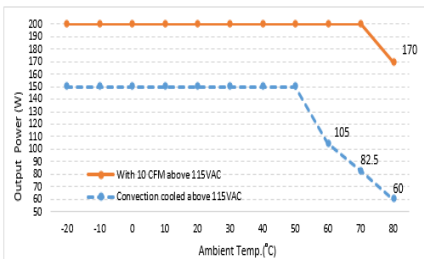
Conducted	● EN 55032 / CISPR 32 & FCC Part 15
Radiated	● EN 55032 / CISPR 32 & FCC Part 15
Harmonic Current	● EN 61000-3-2
Voltage Fluctuations	● EN 61000-3-3

Safety Approvals

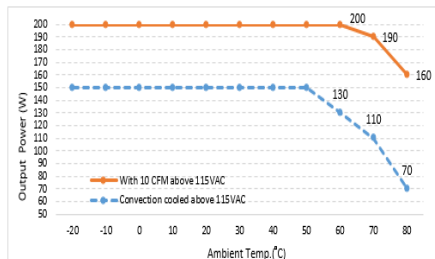
CB	● IEC 62368-1, 2 nd Edition
UL/cUL	● UL 62368-1, 2 nd Edition, CSA C22.2 No. 62368-1-14, 2nd Edition

Derating Curve

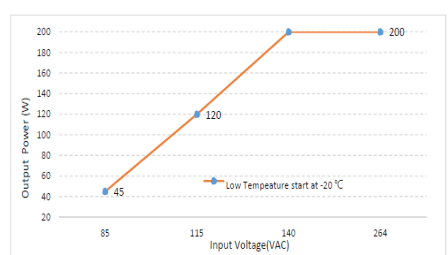
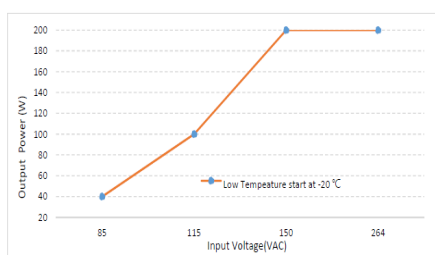
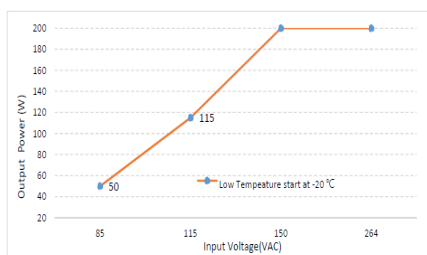
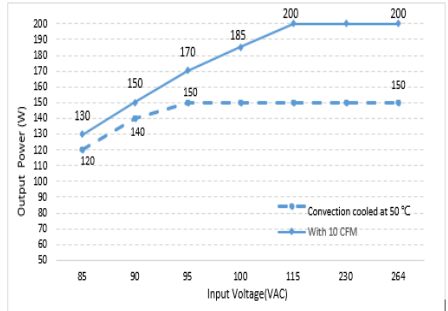
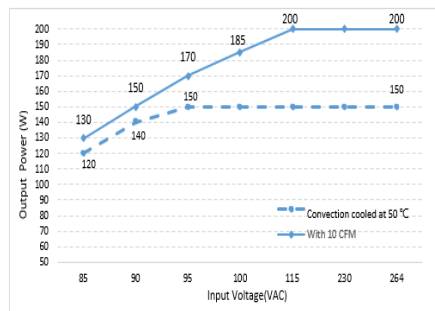
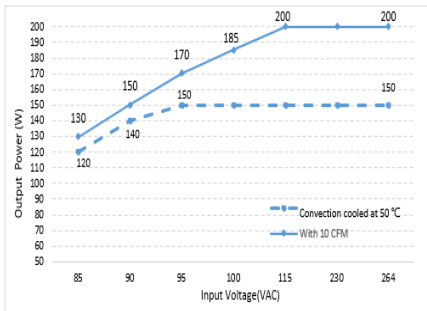
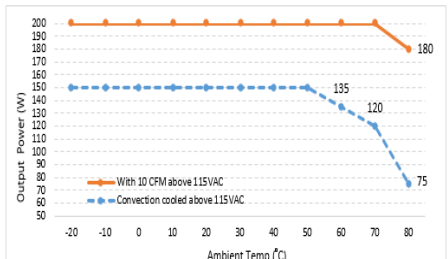
MPE-S203



MPE-S205



MPE-S206



Mechanical

M/N: MPE-S200

SIZE : 101.6 (L) x 50.8 (W) x 37.6(H) mm, Tolerance +/- 0.4mm.

